



Location: CMA1b - Harbour Grand Hotel Boundary Wall

Report on 24-hour TSP monitoring

Action Level ($\mu\text{g}/\text{m}^3$) - 176.7

Limit Level ($\mu\text{g}/\text{m}^3$) - 260

Date	Sampling Time	Weather Condition	Filter paper no.	Filter Weight, g		Elapse Time, hr		Sampling Time, hr	Flow Rate, m^3/min			Total Volume, m^3	TSP Level, $\mu\text{g}/\text{m}^3$
				Initial	Final	Initial	Final		Initial, Q_{si}	Final, Q_{sf}	Average		
28-Jul-17	8:00	Fine	21446	2.8289	2.9343	10318.63	10342.63	24.00	1.09	1.09	1.09	1565	67.3
3-Aug-17	8:00	Rainy	21526	2.7768	2.8246	10345.63	10369.63	24.00	1.13	1.13	1.13	1624	29.4
9-Aug-17	8:00	Cloudy	21626	2.8598	2.9400	10372.63	10396.63	24.00	1.13	1.13	1.13	1622	49.4
15-Aug-17	8:00	Cloudy	1821	2.7666	2.8090	10399.63	10423.63	24.00	1.13	1.13	1.13	1625	26.1
21-Aug-17	8:00	Fine	21693	2.8290	2.9805	10426.63	10450.63	24.00	1.12	1.12	1.12	1617	93.7
26-Aug-17	8:00	Cloudy	21805	2.8634	2.9712	10453.63	10477.63	24.00	1.13	1.13	1.13	1626	66.3

Report on 1-hour TSP monitoring

Action Level ($\mu\text{g}/\text{m}^3$) - 320.1

Limit Level ($\mu\text{g}/\text{m}^3$) - 500

Date	Sampling Time	Weather Condition	Filter paper no.	Filter Weight, g		Elapse Time, hr		Sampling Time, hr	Flow Rate, m^3/min			Total Volume, m^3	TSP Level, $\mu\text{g}/\text{m}^3$
				Initial	Final	Initial	Final		Initial, Q_{si}	Final, Q_{sf}	Average		
29-Jul-17	8:02	Fine	21542	2.8062	2.8121	10342.63	10343.63	1.00	1.09	1.09	1.09	65	90.6
29-Jul-17	9:30	Fine	21536	2.8105	2.8147	10343.63	10344.63	1.00	1.09	1.09	1.09	65	64.5
29-Jul-17	11:00	Fine	21529	2.8104	2.8243	10344.63	10345.63	1.00	1.09	1.09	1.09	65	213.5
4-Aug-17	8:05	Cloudy	21504	2.8378	2.8406	10369.63	10370.63	1.00	1.13	1.13	1.13	68	41.4
4-Aug-17	9:55	Cloudy	21609	2.7926	2.7955	10370.63	10371.63	1.00	1.13	1.13	1.13	68	42.8
4-Aug-17	13:00	Cloudy	21614	2.8102	2.8118	10371.63	10372.63	1.00	1.13	1.13	1.13	68	23.6
10-Aug-17	8:02	Cloudy	21577	2.7765	2.7789	10396.63	10397.63	1.00	1.13	1.13	1.13	68	35.5
10-Aug-17	9:50	Cloudy	21597	2.8161	2.8184	10397.63	10398.63	1.00	1.13	1.13	1.13	68	34.0
10-Aug-17	13:00	Cloudy	1829	2.7933	2.7958	10398.63	10399.63	1.00	1.13	1.13	1.13	68	37.0
16-Aug-17	8:02	Cloudy	21717	2.8452	2.8476	10423.63	10424.63	1.00	1.13	1.13	1.13	68	35.4
16-Aug-17	9:46	Cloudy	21701	2.8525	2.8545	10424.63	10425.63	1.00	1.13	1.13	1.13	68	29.5
16-Aug-17	13:00	Cloudy	21683	2.8453	2.8535	10425.63	10426.63	1.00	1.13	1.13	1.13	68	121.0
22-Aug-17	8:02	Cloudy	21844	2.8454	2.8560	10450.63	10451.63	1.00	1.12	1.12	1.12	67	157.4
22-Aug-17	10:10	Cloudy	21828	2.8475	2.8601	10451.63	10452.63	1.00	1.12	1.12	1.12	67	187.1
22-Aug-17	13:00	Cloudy	21800	2.8576	2.8652	10452.63	10453.63	1.00	1.12	1.12	1.12	67	112.9
28-Aug-17	9:50	Rainy	21901	2.8314	2.8391	10477.63	10478.63	1.00	1.14	1.14	1.14	68	113.0
28-Aug-17	13:00	Rainy	21872	2.8501	2.8586	10478.63	10479.63	1.00	1.14	1.14	1.14	68	124.7
28-Aug-17	15:27	Rainy	21246	2.8893	2.8947	10479.63	10480.63	1.00	1.14	1.14	1.14	68	79.2



Location: CMA2a - Causeway Bay Community Centre

Report on 24-hour TSP monitoring

Action Level ($\mu\text{g}/\text{m}^3$) - 169.5

Limit Level ($\mu\text{g}/\text{m}^3$) - 260

Date	Sampling Time	Weather Condition	Filter paper no.	Filter Weight, g		Elapse Time, hr		Sampling Time, hr	Flow Rate, m^3/min			Total Volume, m^3	TSP Level, $\mu\text{g}/\text{m}^3$
				Initial	Final	Initial	Final		Initial, Q_{si}	Final, Q_{sf}	Average		
28-Jul-17	8:00	Fine	21436	2.8543	2.9153	19909.16	19933.16	24.00	1.06	1.05	1.05	1518	40.2
3-Aug-17	8:00	Rainy	21519	2.8216	2.8579	19936.16	19960.16	24.00	1.17	1.17	1.17	1691	21.5
9-Aug-17	8:00	Cloudy	21627	2.8451	2.8866	19963.22	19987.22	24.00	1.17	1.17	1.17	1688	24.6
15-Aug-17	8:00	Cloudy	21178	2.8471	2.8802	19990.22	20014.22	24.00	1.17	1.18	1.17	1691	19.6
21-Aug-17	8:00	Fine	21689	2.8207	2.9317	20017.22	20041.22	24.00	1.17	1.17	1.17	1682	66.0
26-Aug-17	8:00	Cloudy	21804	2.8668	2.9350	20044.22	20068.22	24.00	1.17	1.18	1.18	1693	40.3

Report on 1-hour TSP monitoring

Action Level ($\mu\text{g}/\text{m}^3$) - 323.4

Limit Level ($\mu\text{g}/\text{m}^3$) - 500

Date	Sampling Time	Weather Condition	Filter paper no.	Filter Weight, g		Elapse Time, hr		Sampling Time, hr	Flow Rate, m^3/min			Total Volume, m^3	TSP Level, $\mu\text{g}/\text{m}^3$
				Initial	Final	Initial	Final		Initial, Q_{si}	Final, Q_{sf}	Average		
29-Jul-17	8:02	Fine	21541	2.8015	2.8079	19933.16	19934.16	1.00	1.05	1.05	1.05	63	101.4
29-Jul-17	9:25	Fine	21533	2.8183	2.8226	19934.16	19935.16	1.00	1.05	1.05	1.05	63	68.1
29-Jul-17	11:00	Fine	21530	2.8148	2.8213	19935.16	19936.16	1.00	1.05	1.05	1.05	63	103.0
4-Aug-17	8:05	Cloudy	21640	2.8351	2.8365	19960.20	19961.20	1.00	1.17	1.17	1.17	70	19.9
4-Aug-17	9:55	Cloudy	21608	2.7767	2.7789	19961.20	19962.20	1.00	1.17	1.17	1.17	70	31.2
4-Aug-17	13:00	Cloudy	21634	2.8268	2.8279	19962.20	19963.20	1.00	1.17	1.17	1.17	70	15.6
10-Aug-17	8:05	Cloudy	21575	2.8084	2.8095	19987.22	19988.22	1.00	1.17	1.17	1.17	70	15.6
10-Aug-17	9:50	Cloudy	21596	2.8090	2.8107	19988.22	19989.22	1.00	1.17	1.17	1.17	70	24.2
10-Aug-17	13:00	Cloudy	21251	2.8768	2.8794	19989.22	19990.22	1.00	1.17	1.17	1.17	70	37.0
16-Aug-17	8:05	Cloudy	21716	2.8427	2.8463	20014.22	20015.22	1.00	1.18	1.18	1.18	71	51.0
16-Aug-17	9:45	Cloudy	21677	2.8588	2.8611	20015.22	20016.22	1.00	1.18	1.18	1.18	71	32.6
16-Aug-17	13:00	Cloudy	21697	2.8203	2.8229	20016.22	20017.22	1.00	1.18	1.18	1.18	71	36.9
22-Aug-17	8:05	Cloudy	21822	2.8637	2.8728	20041.22	20042.22	1.00	1.17	1.17	1.17	70	130.0
22-Aug-17	10:10	Cloudy	21827	2.8503	2.8601	20042.22	20043.22	1.00	1.17	1.17	1.17	70	139.9
22-Aug-17	13:00	Cloudy	21799	2.8717	2.8782	20043.22	20044.22	1.00	1.17	1.17	1.17	70	92.8
28-Aug-17	9:55	Rainy	21902	2.8435	2.8495	20068.22	20069.22	1.00	1.18	1.18	1.18	71	84.5
28-Aug-17	13:00	Rainy	21894	2.8310	2.8361	20069.22	20070.22	1.00	1.18	1.18	1.18	71	71.8
28-Aug-17	15:20	Rainy	21247	2.8994	2.9008	20070.22	20071.22	1.00	1.31	1.31	1.31	79	17.8



Location: CMA3a - CWB PRE Site Office Area

Report on 24-hour TSP monitoring
 Action Level ($\mu\text{g}/\text{m}^3$) - 171
 Limit Level ($\mu\text{g}/\text{m}^3$) - 260

Date	Sampling Time	Weather Condition	Filter paper no.	Filter Weight, g		Elapse Time, hr		Sampling Time, hr	Flow Rate, m^3/min			Total Volume, m^3	TSP Level, $\mu\text{g}/\text{m}^3$
				Initial	Final	Initial	Final		Initial, Q_{si}	Final, Q_{sf}	Average		
28-Jul-17	8:00	Fine	21449	2.8118	2.8717	7400.89	7424.89	24.00	0.90	0.90	0.90	1293	46.3
3-Aug-17	8:00	Rainy	21505	2.8573	2.8969	7427.89	7451.89	24.00	0.98	0.98	0.98	1415	28.0
9-Aug-17	8:00	Cloudy	21102	2.8942	2.9392	7454.91	7478.91	24.00	0.92	0.92	0.92	1319	34.1
15-Aug-17	8:00	Cloudy	1822	2.7871	2.8260	7481.96	7505.96	24.00	1.08	1.08	1.08	1559	24.9
21-Aug-17	8:00	Fine	21692	2.8387	3.0229	7509.00	7533.00	24.00	1.07	1.07	1.07	1546	119.2
26-Aug-17	8:00	Cloudy	21916	2.8590	2.9376	7536.00	7560.00	24.00	1.08	1.09	1.08	1561	50.3

Report on 1-hour TSP monitoring
 Action Level ($\mu\text{g}/\text{m}^3$) - 311.3
 Limit Level ($\mu\text{g}/\text{m}^3$) - 500

Date	Sampling Time	Weather Condition	Filter paper no.	Filter Weight, g		Elapse Time, hr		Sampling Time, hr	Flow Rate, m^3/min			Total Volume, m^3	TSP Level, $\mu\text{g}/\text{m}^3$
				Initial	Final	Initial	Final		Initial, Q_{si}	Final, Q_{sf}	Average		
29-Jul-17	9:15	Fine	21535	2.8183	2.8229	7424.89	7425.89	1.00	0.90	0.90	0.90	54	85.6
29-Jul-17	10:45	Fine	21513	2.8219	2.8298	7425.89	7426.89	1.00	1.05	1.05	1.05	63	125.2
29-Jul-17	13:00	Fine	21518	2.8503	2.8622	7426.89	7427.89	1.00	1.01	1.01	1.01	61	195.9
4-Aug-17	9:45	Cloudy	21607	2.8111	2.8129	7451.89	7452.89	1.00	0.90	0.90	0.90	54	33.2
4-Aug-17	11:00	Cloudy	21635	2.8251	2.8271	7452.89	7453.89	1.00	0.90	0.90	0.90	54	36.9
4-Aug-17	13:00	Cloudy	21625	2.8473	2.8492	7453.89	7454.89	1.00	1.06	1.06	1.06	64	29.8
10-Aug-17	9:25	Cloudy	21595	2.8083	2.8116	7478.91	7479.91	1.00	1.08	1.08	1.08	65	50.9
10-Aug-17	11:00	Cloudy	1830	2.8127	2.8157	7479.91	7480.91	1.00	1.08	1.08	1.08	65	46.3
10-Aug-17	13:10	Cloudy	1820	2.7920	2.7954	7480.91	7481.91	1.00	1.08	1.08	1.08	65	52.5
16-Aug-17	9:30	Cloudy	21702	2.8319	2.8348	7505.96	7506.96	1.00	1.08	1.08	1.08	65	44.6
16-Aug-17	11:00	Cloudy	21682	2.8384	2.8419	7506.96	7507.96	1.00	1.08	1.08	1.08	65	53.8
16-Aug-17	13:00	Cloudy	21688	2.8476	2.8512	7507.96	7508.96	1.00	1.08	1.08	1.08	65	55.3
22-Aug-17	9:30	Cloudy	21825	2.8808	2.8968	7533.00	7534.00	1.00	1.07	1.07	1.07	64	248.7
22-Aug-17	11:00	Cloudy	21814	2.8674	2.8788	7534.00	7535.00	1.00	1.07	1.07	1.07	64	177.2
22-Aug-17	13:00	Cloudy	21803	2.8435	2.8566	7535.00	7536.00	1.00	1.07	1.07	1.07	64	203.7
28-Aug-17	10:55	Rainy	021896	2.8494	2.8583	7560.00	7561.00	1.00	1.10	1.10	1.10	66	135.3
28-Aug-17	14:35	Rainy	021248	2.9091	2.9107	7561.00	7562.00	1.00	0.93	0.93	0.93	56	28.6
28-Aug-17	16:40	Rainy	021878	2.8372	2.8424	7562.00	7563.00	1.00	1.10	1.10	1.10	66	79.0



Location: CMA4a - SPCA

Report on 24-hour TSP monitoring

Action Level ($\mu\text{g}/\text{m}^3$) - 171.2
Limit Level ($\mu\text{g}/\text{m}^3$) - 260

Date	Sampling Time	Weather Condition	Filter paper no.	Filter Weight, g		Elapse Time, hr		Sampling Time, hr	Flow Rate, m^3/min			Total Volume, m^3	TSP Level, $\mu\text{g}/\text{m}^3$
				Initial	Final	Initial	Final		Initial, Q_{si}	Final, Q_{sf}	Average		
28-Jul-17	8:00	Fine	21469	2.8024	2.8525	24200.62	24224.62	24.00	1.28	1.28	1.28	1839	27.2
3-Aug-17	8:00	Rainy	21506	2.8553	2.8995	24227.62	24251.62	24.00	1.28	1.28	1.28	1846	23.9
9-Aug-17	8:00	Cloudy	21263	2.9024	2.9720	24254.62	24278.62	24.00	1.35	1.35	1.35	1940	35.9
15-Aug-17	8:00	Cloudy	1827	2.7926	2.8248	24281.66	24305.66	24.00	1.35	1.35	1.35	1943	16.6
21-Aug-17	8:00	Fine	21690	2.8501	2.9749	24308.66	24332.66	24.00	1.34	1.34	1.34	1934	64.5
26-Aug-17	8:00	Cloudy	21913	2.8465	2.8925	24335.66	24359.66	24.00	1.24	1.24	1.24	1787	25.7

Report on 1-hour TSP monitoring

Action Level ($\mu\text{g}/\text{m}^3$) - 312.5
Limit Level ($\mu\text{g}/\text{m}^3$) - 500

Date	Sampling Time	Weather Condition	Filter paper no.	Filter Weight, g		Elapse Time, hr		Sampling Time, hr	Flow Rate, m^3/min			Total Volume, m^3	TSP Level, $\mu\text{g}/\text{m}^3$
				Initial	Final	Initial	Final		Initial, Q_{si}	Final, Q_{sf}	Average		
29-Jul-17	9:10	Fine	21534	2.8047	2.8089	24224.62	24225.62	1.00	1.17	1.17	1.17	70	60.1
29-Jul-17	10:45	Fine	21512	2.8288	2.8426	24225.62	24226.62	1.00	1.17	1.17	1.17	70	197.4
29-Jul-17	13:37	Fine	21517	2.8606	2.8718	24226.62	24227.62	1.00	1.17	1.17	1.17	70	160.2
4-Aug-17	9:30	Cloudy	21252	2.9041	2.9059	24251.62	24252.62	1.00	1.28	1.28	1.28	77	23.4
4-Aug-17	11:00	Cloudy	21613	2.7875	2.7886	24252.62	24253.62	1.00	1.23	1.23	1.23	74	14.9
4-Aug-17	13:10	Cloudy	21624	2.8498	2.8508	24253.62	24254.62	1.00	1.17	1.17	1.17	70	14.2
10-Aug-17	9:30	Cloudy	21594	2.8030	2.8051	24278.62	24279.62	1.00	1.35	1.35	1.35	81	26.0
10-Aug-17	13:00	Cloudy	1831	2.8100	2.8115	24279.62	24280.62	1.00	1.35	1.35	1.35	81	18.6
10-Aug-17	14:10	Cloudy	1828	2.7801	2.7846	24280.62	24281.62	1.00	1.35	1.35	1.35	81	55.7
16-Aug-17	9:30	Cloudy	21709	2.8555	2.8592	24305.66	24306.66	1.00	1.35	1.35	1.35	81	45.7
16-Aug-17	11:00	Cloudy	21681	2.8176	2.8218	24306.66	24307.66	1.00	1.35	1.35	1.35	81	51.9
16-Aug-17	13:00	Cloudy	21687	2.8650	2.8688	24307.66	24308.66	1.00	1.35	1.35	1.35	81	46.9
22-Aug-17	9:25	Cloudy	21824	2.8794	2.8929	24332.66	24333.66	1.00	1.26	1.26	1.26	76	178.5
22-Aug-17	13:00	Cloudy	21815	2.8446	2.8544	24333.66	24334.66	1.00	1.26	1.26	1.26	76	129.6
22-Aug-17	14:05	Cloudy	21802	2.8852	2.8929	24334.66	24335.66	1.00	1.26	1.26	1.26	76	101.8
28-Aug-17	10:57	Rainy	21895	2.8405	2.8447	24359.66	24360.66	1.00	1.36	1.36	1.36	81	51.5
28-Aug-17	14:30	Rainy	21249	2.8926	2.8936	24360.66	24361.66	1.00	1.36	1.36	1.36	81	12.3
28-Aug-17	16:30	Rainy	21879	2.8489	2.8559	24361.66	24362.66	1.00	1.36	1.36	1.36	81	85.9



Location: CMA5b - Pedestrian Plaza

Report on 24-hour TSP monitoring

Action Level ($\mu\text{g}/\text{m}^3$) - 181
Limit Level ($\mu\text{g}/\text{m}^3$) - 260

Date	Sampling Time	Weather Condition	Filter paper no.	Filter Weight, g		Elapse Time, hr		Sampling Time, hr	Flow Rate, m^3/min			Total Volume, m^3	TSP Level, $\mu\text{g}/\text{m}^3$
				Initial	Final	Initial	Final		Initial, Q_{si}	Final, Q_{sf}	Average		
28-Jul-17	8:00	Fine	21444	2.8268	2.9865	8774.88	8798.88	24.00	0.86	0.85	0.85	1231	129.7
3-Aug-17	8:00	Rainy	21524	2.8295	2.9241	8801.88	8825.88	24.00	0.98	0.98	0.98	1418	66.7
9-Aug-17	8:00	Cloudy	21184	2.8226	2.8866	8828.90	8852.90	24.00	0.95	0.95	0.95	1365	46.9
15-Aug-17	8:00	Cloudy	1823	2.7881	2.8598	8855.90	8879.90	24.00	0.95	0.95	0.95	1368	52.4
21-Aug-17	8:00	Fine	21097	2.8941	3.1042	8882.90	8906.90	24.00	0.94	0.94	0.94	1358	154.7
29-Aug-17	15:40	Fine	21090	2.8938	3.0707	8912.91	8936.91	24.00	1.08	1.08	1.08	1557	113.6

Remarks: Due to interruption of electricity, the 24hr TSP monitoring was rescheduled from 26 August 2017 to 29 August 2017.

Report on 1-hour TSP monitoring

Action Level ($\mu\text{g}/\text{m}^3$) - 332
Limit Level ($\mu\text{g}/\text{m}^3$) - 500

Date	Sampling Time	Weather Condition	Filter paper no.	Filter Weight, g		Elapse Time, hr		Sampling Time, hr	Flow Rate, m^3/min			Total Volume, m^3	TSP Level, $\mu\text{g}/\text{m}^3$
				Initial	Final	Initial	Final		Initial, Q_{si}	Final, Q_{sf}	Average		
29-Jul-17	8:25	Fine	21548	2.8420	2.8542	8798.88	8799.88	1.00	0.85	0.85	0.85	51	238.4
29-Jul-17	9:50	Fine	21509	2.8222	2.8356	8799.88	8800.88	1.00	0.85	0.85	0.85	51	261.9
29-Jul-17	13:00	Fine	21525	2.8114	2.8276	8800.88	8801.88	1.00	0.85	0.85	0.85	51	316.6
4-Aug-17	8:25	Cloudy	21641	2.8434	2.8474	8825.88	8826.88	1.00	0.98	0.98	0.98	59	67.7
4-Aug-17	10:20	Cloudy	21621	2.8699	2.8734	8826.88	8827.88	1.00	0.98	0.98	0.98	59	59.2
4-Aug-17	13:00	Cloudy	21615	2.8024	2.8105	8827.88	8828.88	1.00	0.98	0.98	0.98	59	137.1
10-Aug-17	8:20	Cloudy	21590	2.8173	2.8216	8852.90	8853.90	1.00	0.95	0.95	0.95	57	75.6
10-Aug-17	10:25	Cloudy	1834	2.7823	2.7855	8853.90	8854.90	1.00	0.95	0.95	0.95	57	56.3
10-Aug-17	13:00	Cloudy	21601	2.8182	2.8244	8854.90	8855.90	1.00	0.95	0.95	0.95	57	109.0
16-Aug-17	8:25	Cloudy	21715	2.8529	2.8593	8879.90	8880.90	1.00	0.95	0.95	0.95	57	112.2
16-Aug-17	10:05	Cloudy	21678	2.8481	2.8544	8880.90	8881.90	1.00	0.95	0.95	0.95	57	110.4
16-Aug-17	13:00	Cloudy	21696	2.8536	2.8601	8881.90	8882.90	1.00	0.95	0.95	0.95	57	113.9
22-Aug-17	8:45	Cloudy	21843	2.8571	2.8751	8906.90	8907.90	1.00	0.97	0.97	0.97	58	307.9
22-Aug-17	10:30	Cloudy	21826	2.8857	2.9040	8907.90	8908.90	1.00	0.97	0.97	0.97	58	313.0
22-Aug-17	13:00	Cloudy	21801	2.8514	2.8702	8908.90	8909.90	1.00	0.97	0.97	0.97	58	321.6
29-Aug-17	9:35	Fine	21917	2.8378	2.8813	8909.91	8910.91	1.00	1.08	1.08	1.08	65	671.6
29-Aug-17	10:40	Fine	21091	2.8750	2.8816	8910.91	8911.91	1.00	1.08	1.08	1.08	65	101.9
29-Aug-17	13:00	Fine	21087	2.8827	2.8910	8911.91	8912.91	1.00	1.02	1.02	1.02	61	136.3

Remarks: Due to interruption of electricity, the 1hr TSP monitoring was rescheduled from 28 August 2017 to 29 August 2017.



Location: MA1e - International Finance Centre (Eastern Wing)

Report on 24-hour TSP monitoring

Action Level ($\mu\text{g}/\text{m}^3$) - 173.4

Limit Level ($\mu\text{g}/\text{m}^3$) - 260

Date	Sampling Time	Weather Condition	Filter paper no.	Filter Weight, g		Elapse Time, hr		Sampling Time, hr	Flow Rate, m^3/min			Total Volume, m^3	TSP Level, $\mu\text{g}/\text{m}^3$
				Initial	Final	Initial	Final		Initial, Q_{si}	Final, Q_{sf}	Average		
28-Jul-17	8:00	Fine	21453	2.8556	2.9271	21106.99	21130.99	24.00	1.42	1.42	1.42	2044	35.0
3-Aug-17	8:00	Rainy	21523	2.8030	2.8557	21133.99	21157.99	24.00	1.42	1.42	1.42	2051	25.7
10-Aug-17	15:00	Cloudy	1825	2.7956	2.8519	21163.99	21187.99	24.00	1.08	1.08	1.08	1558	36.1
15-Aug-17	8:00	Cloudy	21784	2.8439	2.8910	21187.99	21211.99	24.00	1.13	1.14	1.14	1635	28.8
21-Aug-17	8:00	Fine	21096	2.9102	3.0826	21214.99	21238.99	24.00	1.13	1.13	1.13	1627	106.0
26-Aug-17	8:00	Cloudy	21809	2.8626	2.9198	21241.99	21265.99	24.00	1.08	1.09	1.08	1561	36.6

Remarks: Due to interruption of electricity, the 24hr TSP monitoring was rescheduled from 9 August 2017 to 10 August 2017.

Report on 1-hour TSP monitoring

Action Level ($\mu\text{g}/\text{m}^3$) - 325.1

Limit Level ($\mu\text{g}/\text{m}^3$) - 500

Date	Sampling Time	Weather Condition	Filter paper no.	Filter Weight, g		Elapse Time, hr		Sampling Time, hr	Flow Rate, m^3/min			Total Volume, m^3	TSP Level, $\mu\text{g}/\text{m}^3$
				Initial	Final	Initial	Final		Initial, Q_{si}	Final, Q_{sf}	Average		
29-Jul-17	8:50	Fine	21543	2.7833	2.7875	21130.99	21131.99	1.00	1.42	1.42	1.42	85	49.4
29-Jul-17	10:25	Fine	21510	2.8626	2.8682	21131.99	21132.99	1.00	1.42	1.42	1.42	85	65.9
29-Jul-17	13:00	Fine	21527	2.7805	2.7905	21132.99	21133.99	1.00	1.42	1.42	1.42	85	117.6
4-Aug-17	9:00	Cloudy	21637	2.8414	2.8425	21157.99	21158.99	1.00	1.42	1.42	1.42	85	12.9
4-Aug-17	10:45	Cloudy	21610	2.7922	2.7932	21158.99	21159.99	1.00	1.31	1.31	1.31	78	12.7
4-Aug-17	13:00	Cloudy	21619	2.7919	2.7975	21159.99	21160.99	1.00	1.37	1.37	1.37	82	68.3
10-Aug-17	9:00	Cloudy	21629	2.8369	2.8442	21160.99	21161.99	1.00	1.19	1.19	1.19	71	102.6
10-Aug-17	10:50	Cloudy	21599	2.8252	2.8266	21161.99	21162.99	1.00	1.19	1.19	1.19	71	19.7
10-Aug-17	13:00	Cloudy	1818	2.7700	2.7774	21162.99	21163.99	1.00	1.19	1.19	1.19	71	104.0
16-Aug-17	8:55	Cloudy	21712	2.8501	2.8542	21211.99	21212.99	1.00	1.14	1.14	1.14	68	60.1
16-Aug-17	10:35	Cloudy	21698	2.8437	2.8462	21212.99	21213.99	1.00	1.19	1.19	1.19	71	35.0
16-Aug-17	13:00	Cloudy	21685	2.8336	2.8361	21213.99	21214.99	1.00	1.14	1.14	1.14	68	36.7
22-Aug-17	9:20	Cloudy	21831	2.8793	2.8885	21238.99	21239.99	1.00	1.08	1.08	1.08	65	142.4
22-Aug-17	10:50	Cloudy	21818	2.8709	2.8834	21239.99	21240.99	1.00	1.13	1.13	1.13	68	184.5
22-Aug-17	14:15	Cloudy	21810	2.8465	2.8610	21240.99	21241.99	1.00	1.13	1.13	1.13	68	214.0
28-Aug-17	10:50	Rainy	21899	2.8405	2.8481	21265.99	21266.99	1.00	1.09	1.09	1.09	65	116.1
28-Aug-17	13:35	Rainy	21874	2.8554	2.8595	21266.99	21267.99	1.00	1.09	1.09	1.09	65	62.6
28-Aug-17	15:35	Rainy	21093	2.9008	2.9024	21267.99	21268.99	1.00	1.20	1.20	1.20	72	22.3



Location: MA1w - International Finance Centre (Western Wing)

Report on 24-hour TSP monitoring

Action Level ($\mu\text{g}/\text{m}^3$) - 173.4
Limit Level ($\mu\text{g}/\text{m}^3$) - 260

Date	Sampling Time	Weather Condition	Filter paper no.	Filter Weight, g		Elapse Time, hr		Sampling Time, hr	Flow Rate, m^3/min			Total Volume, m^3	TSP Level, $\mu\text{g}/\text{m}^3$
				Initial	Final	Initial	Final		Initial, Q_{si}	Final, Q_{sf}	Average		
28-Jul-17	8:00	Fine	21452	2.8543	2.9272	20872.94	20896.94	24.00	1.03	1.03	1.03	1481	49.2
3-Aug-17	8:00	Rainy	21520	2.8517	2.9048	20899.94	20923.94	24.00	1.03	1.03	1.03	1487	35.7
9-Aug-17	8:00	Cloudy	21628	2.8386	2.9017	20926.94	20950.94	24.00	1.31	1.31	1.31	1889	33.4
15-Aug-17	8:00	Cloudy	1824	2.8107	2.8705	20953.94	20977.94	24.00	1.34	1.34	1.34	1934	30.9
21-Aug-17	8:00	Fine	21095	2.8887	3.0830	20980.94	21004.94	24.00	1.37	1.36	1.37	1966	98.8
29-Aug-17	15:10	Fine	21889	2.8461	2.9828	21032.19	21056.19	24.00	1.43	1.43	1.43	2062	66.3

Remarks: Due to interruption of electricity, the 24hr TSP monitoring was rescheduled from 26 August 2017 to 29 August 2017.

Report on 1-hour TSP monitoring

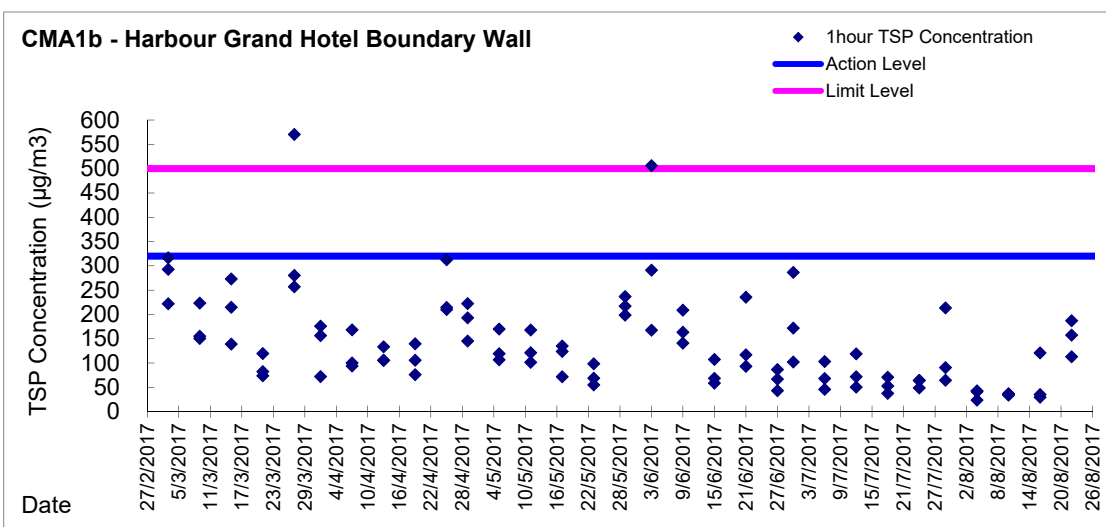
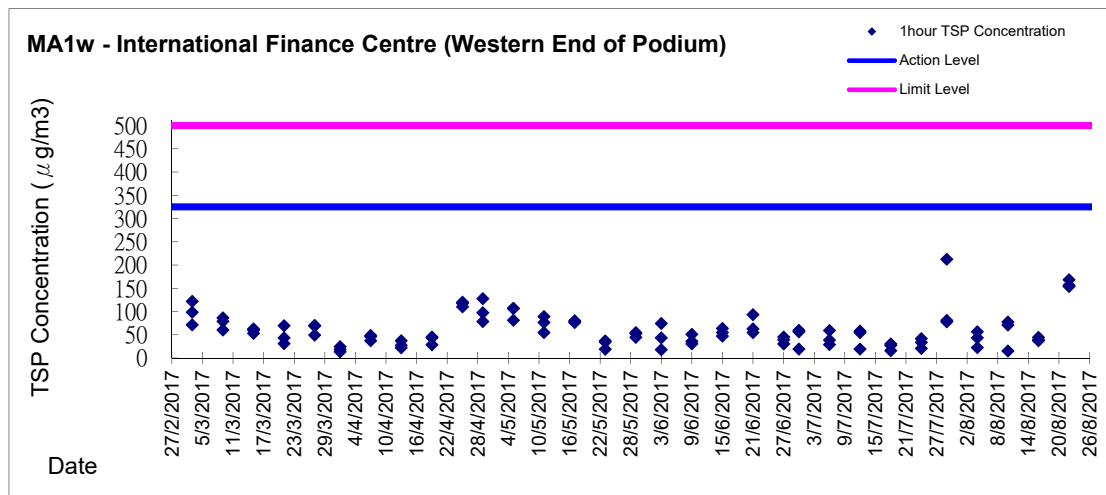
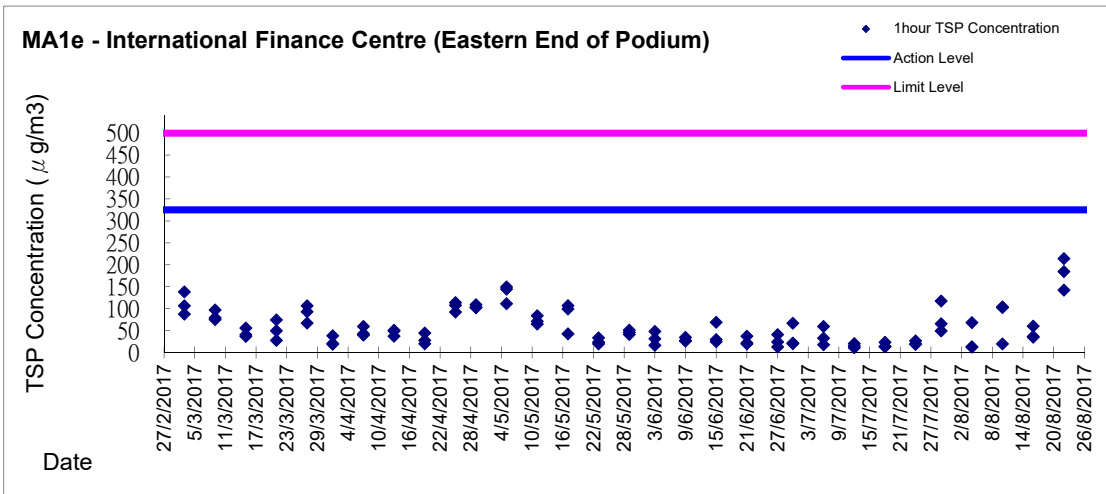
Action Level ($\mu\text{g}/\text{m}^3$) - 325.1
Limit Level ($\mu\text{g}/\text{m}^3$) - 500

Date	Sampling Time	Weather Condition	Filter paper no.	Filter Weight, g		Elapse Time, hr		Sampling Time, hr	Flow Rate, m^3/min			Total Volume, m^3	TSP Level, $\mu\text{g}/\text{m}^3$
				Initial	Final	Initial	Final		Initial, Q_{si}	Final, Q_{sf}	Average		
29-Jul-17	8:55	Fine	21544	2.8055	2.8103	20896.94	20897.94	1.00	1.03	1.03	1.03	62	77.9
29-Jul-17	10:30	Fine	21508	2.8568	2.8618	20897.94	20898.94	1.00	1.03	1.03	1.03	62	81.2
29-Jul-17	13:00	Fine	21516	2.8523	2.8654	20898.94	20899.94	1.00	1.03	1.03	1.03	62	212.6
4-Aug-17	9:10	Cloudy	21636	2.8293	2.8320	20923.94	20924.94	1.00	1.03	1.03	1.03	62	43.6
4-Aug-17	10:50	Cloudy	21611	2.7956	2.7970	20924.94	20925.94	1.00	1.03	1.03	1.03	62	22.6
4-Aug-17	13:00	Cloudy	21618	2.7777	2.7812	20925.94	20926.94	1.00	1.03	1.03	1.03	62	56.5
10-Aug-17	9:10	Cloudy	21592	2.7973	2.8029	20950.94	20951.94	1.00	1.31	1.31	1.31	79	71.1
10-Aug-17	11:00	Cloudy	21598	2.8283	2.8295	20951.94	20952.94	1.00	1.31	1.31	1.31	79	15.2
10-Aug-17	13:00	Cloudy	21591	2.8057	2.8118	20952.94	20953.94	1.00	1.31	1.31	1.31	79	77.5
16-Aug-17	9:00	Cloudy	21711	2.8580	2.8615	20977.94	20978.94	1.00	1.31	1.31	1.31	79	44.4
16-Aug-17	10:40	Cloudy	21699	2.8610	2.8641	20978.94	20979.94	1.00	1.31	1.31	1.31	79	39.3
16-Aug-17	13:00	Cloudy	21684	2.8419	2.8449	20979.94	20980.94	1.00	1.34	1.34	1.34	81	37.2
22-Aug-17	9:25	Cloudy	21840	2.8593	2.8719	21004.94	21005.94	1.00	1.36	1.36	1.36	82	153.9
22-Aug-17	10:55	Cloudy	21817	2.8692	2.8820	21005.94	21006.94	1.00	1.36	1.36	1.36	82	156.3
22-Aug-17	14:20	Cloudy	21811	2.8578	2.8716	21006.94	21007.94	1.00	1.36	1.36	1.36	82	168.6
29-Aug-17	11:00	Fine	21873	2.8478	2.8576	21029.19	21030.19	1.00	1.43	1.43	1.43	86	114.2
29-Aug-17	13:00	Fine	21877	2.8445	2.8518	21030.19	21031.19	1.00	1.43	1.43	1.43	86	85.0
29-Aug-17	14:05	Fine	21876	2.8527	2.8611	21031.19	21032.19	1.00	1.43	1.43	1.43	86	97.9

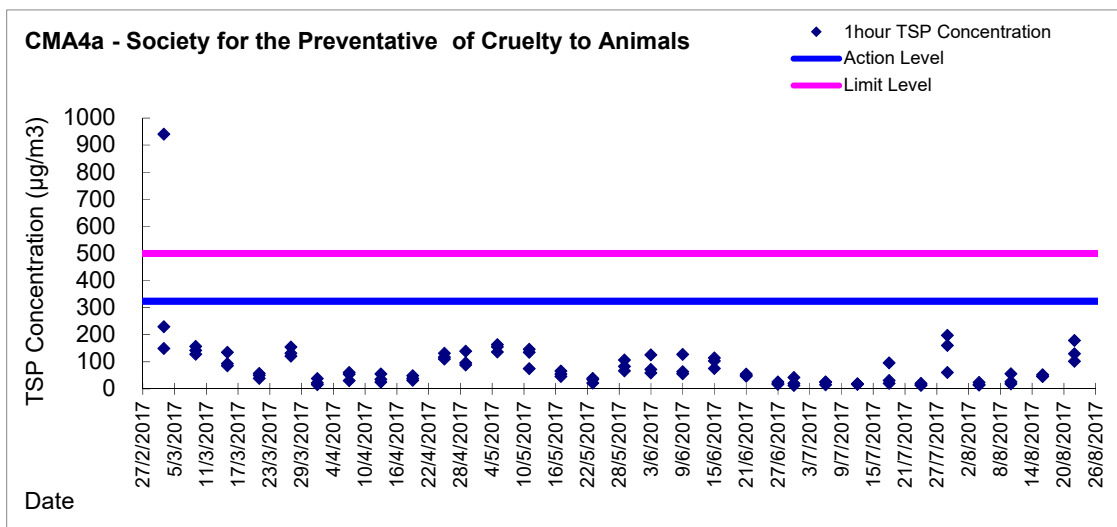
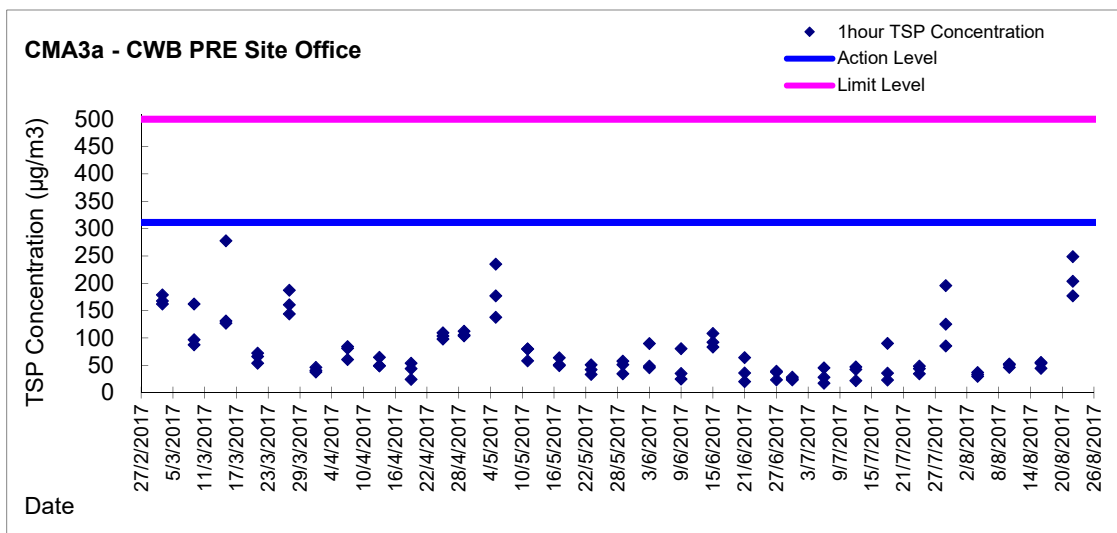
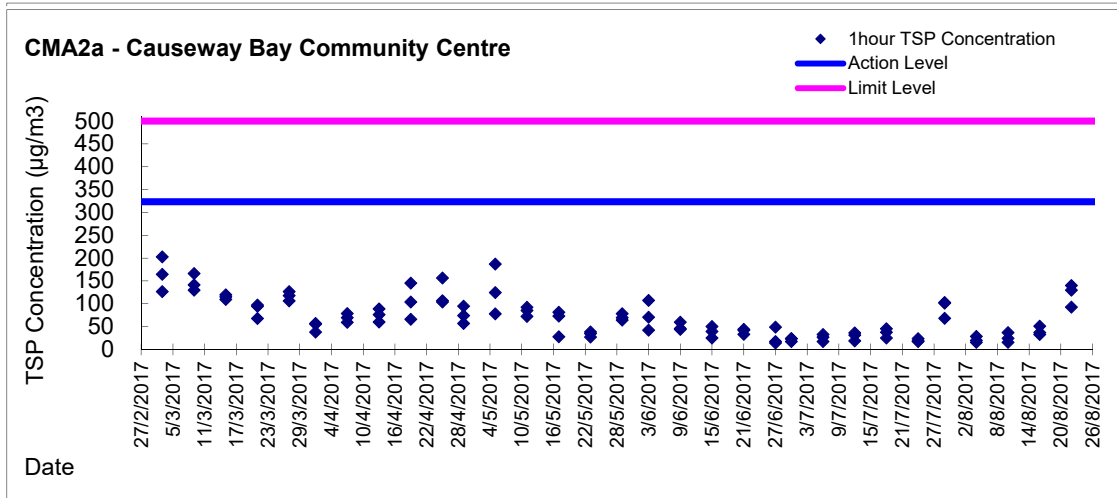
Remarks: Due to interruption of electricity, the 1hr TSP monitoring was rescheduled from 28 August 2017 to 29 August 2017.



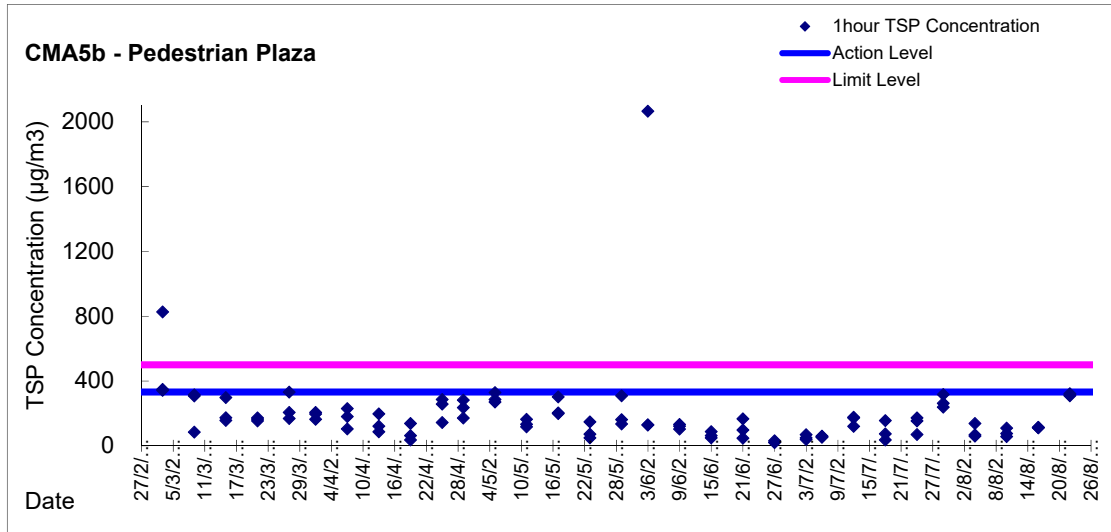
Graphic Presentation of 1 hour TSP Result



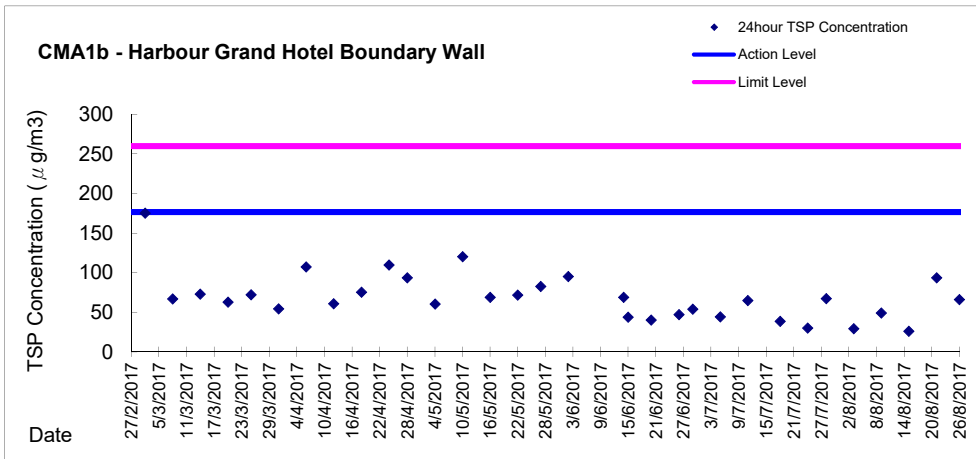
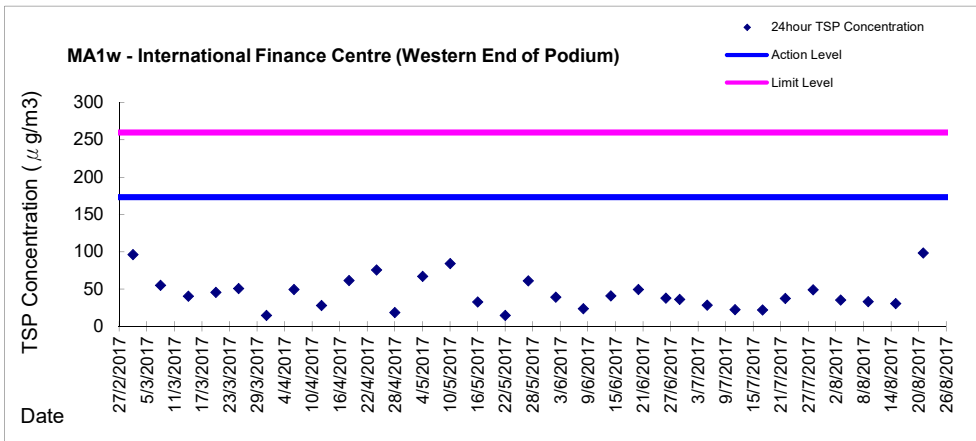
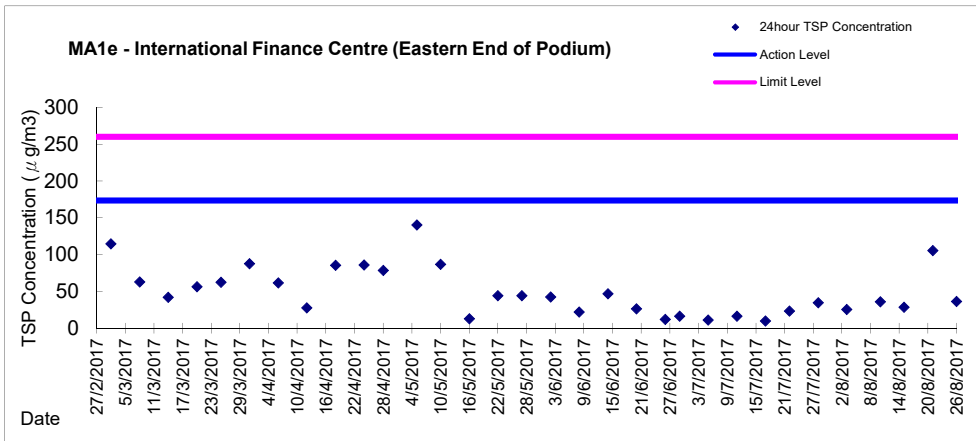
Graphic Presentation of 1 hour TSP Result



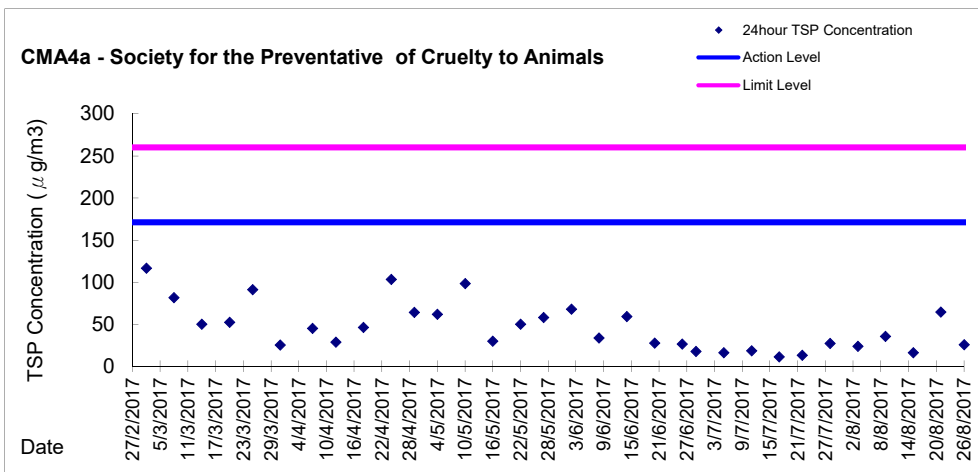
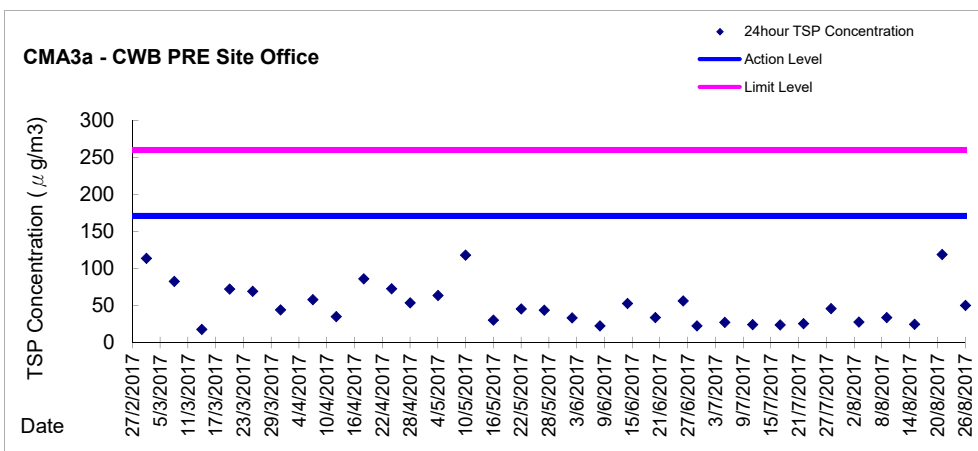
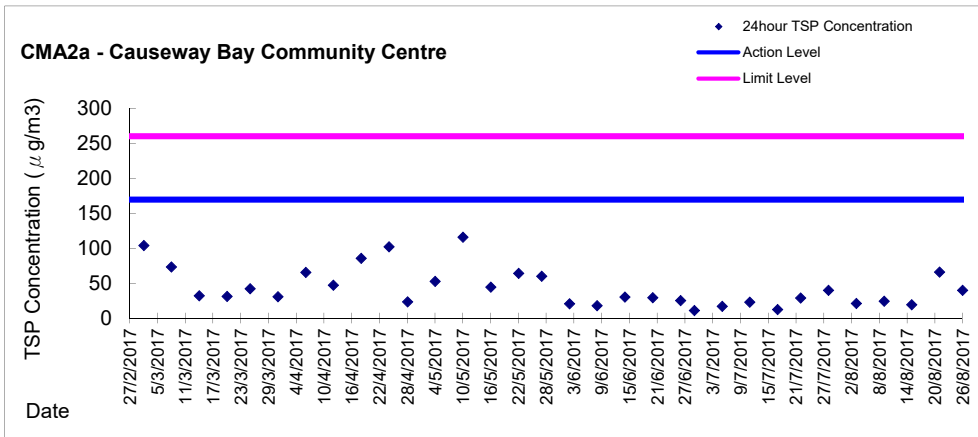
Graphic Presentation of 1 hour TSP Result



Graphic Presentation of 24 hour TSP Result



Graphic Presentation of 24 hour TSP Result



Graphic Presentation of 24 hour TSP Result

